



MANUFACTURING, INC.

STANDARD DUTY SERVICE DOORS
Model SD



YOUR RELIABLE GO-TO SOLUTION FOR SERVICE DOORS

R&S Standard Duty Rolling Steel Service Doors are the ideal solution when you need an economical yet reliable solution to protect an area from entry or elements.

Galvanized steel slats interlock to create a robust and solid curtain that rolls up inside a hood, easily accommodating spaces with limited headroom or sideroom, and affording many years of maintenance free performance. Perfect for lower cycle applications where the door and guides are not likely to be struck by people, vehicles, or other material.

- Curtain designed to withstand windload up to 20PSF or 80MPH
- Robust construction provides a minimum of 20,000 cycles

AVAILABLE FINISHES

Standard



Slats & Hoods
Grey Polyester Primer



Optional Pass Door
Grey



Footpiece, Guides & Brackets
Rust Inhibiting Black Primer

Optional



Slats & Hoods
Tan Polyester Primer



Footpiece, Guides, & Brackets
Hot-Dip Galvanizing



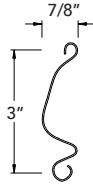
Available on all Exposed Surfaces in a variety of Colors
Powder Coat Finish

CONSTRUCTION

Steel slats galvanized per ASTM standards, treated for paint adhesion and pre-finished before forming with a prime coat and baked-on polyester top coat.

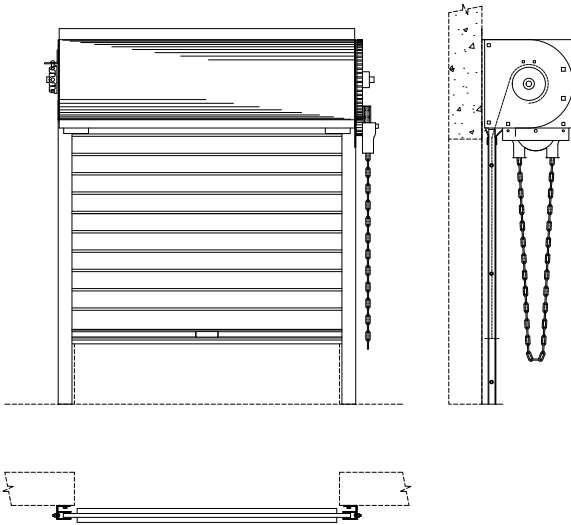
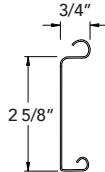
Standard

Type 30 Large Curved Slat
24, 22, or 20 Gauge
Galvanized Steel



Standard

Type 25 Large Standard Flat Slat
24, 22, or 20 Gauge
Galvanized Steel



SPECIFICATIONS

Warranty

1 year/ 12,500 cycle

Mounting

Interior or exterior face of wall or between-jamb

Operation

- Standard: Chain hoist, Motor prep
- Optional, 8' x 8' max: Push-pull
- Optional, 16' x 14' max: Awning crank, Crank box, Motor prep

Curtain

Galvanized steel coil slats, riveted windlocks. Bottom of curtain reinforced by extruded aluminum or double steel angle footpiece with astragal.

Guides

2-piece form guides. Steel channels or structural steel angles bolted to structural steel wall angles.

Brackets

Steel plates

Barrel

Minimum 6" diameter steel pipe.

Hood

Minimum 24 gauge galvanized steel sheet.

Locking

Chain lock (chain operation) or slide bolt locks (push up or crank operation).

OPTIONS

Perforated Slats

3/64" diameter holes on 5/64" staggered centers in type 25 slats provide 30% open area for ventilation and visibility throughout the curtain.

Vision Lites

Single or multiple 3 1/2" X 3/4" wide cutouts, open for ventilation or covered with acrylic.

Intermediate Grille

Partial grille curtain connecting type 30 slats above and below.

Sloped or Stepped Footpiece

A custom footpiece to match sloping or irregular sill conditions.

Cylinder Locks

Installed on footpiece or guide.

Pass Door

3'-0" x 7'-0" x 1 3/4" thick hollow metal door in steel frame.

Tubular Motor Operator

For standard duty service doors up to 196 sq ft in limited usage applications. Available in 115 volt/single phase with constant contact one button or key switch control.



R&S Manufacturing of Northern CA
800-221-3667 | 510-429-1788

R&S Manufacturing of Southern CA
800-350-3667 | 909-596-2090

R&S Manufacturing Oregon
800-359-4197 | 503-777-6370

www.rsdoorproducts.com